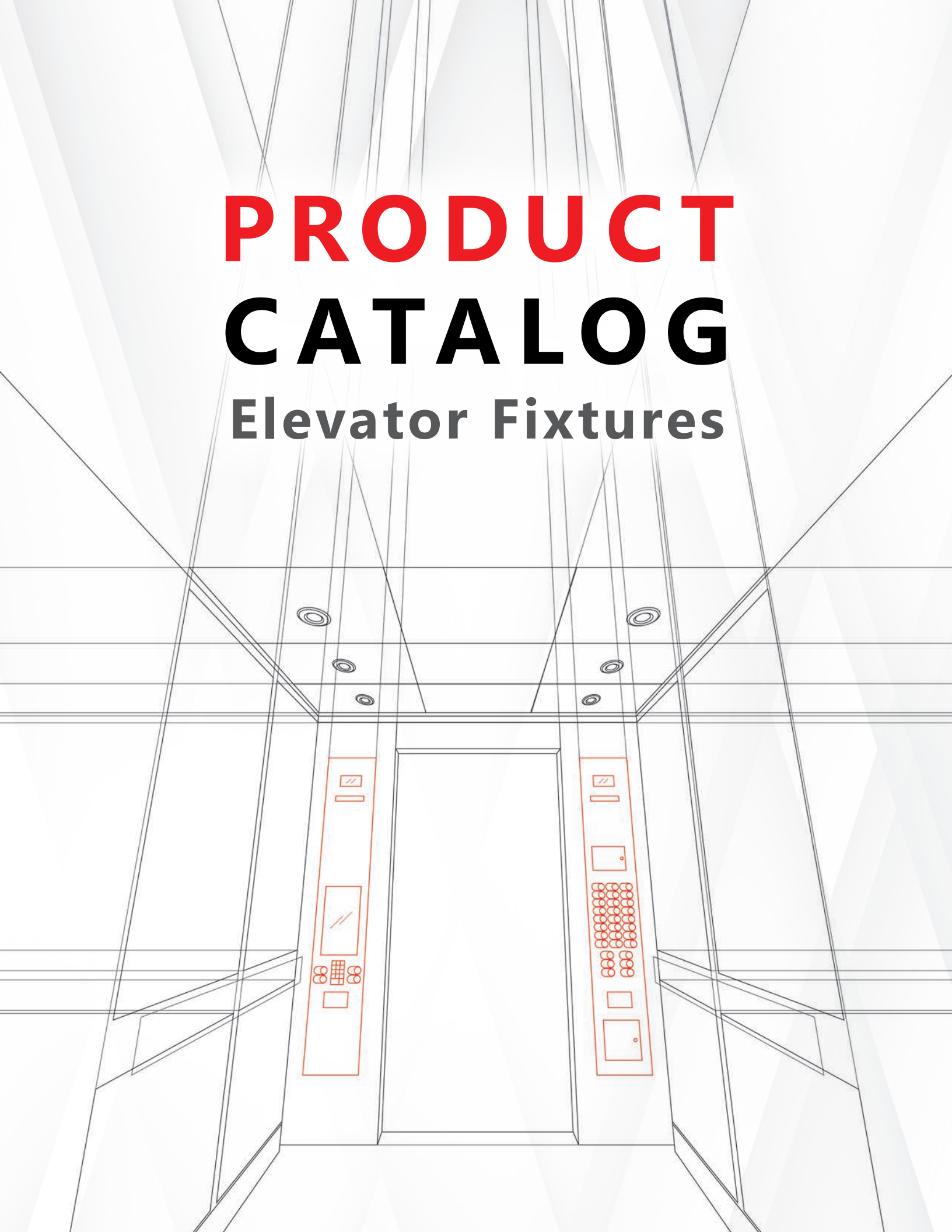


**PRODUCT**

**CATALOG**

**Elevator Fixtures**



## **THE FIXTURES YOU SHOULD EXPECT**

Elevator fixtures have the biggest impact on your passengers' riding experience.

More than just an interface, fixtures have become an accent piece to the cab interior finish.

Don't settle on the ordinary... **expect more**

## **CAR OPERATING PANELS**

|                       |    |
|-----------------------|----|
| SAVOY COLLECTION      | 4  |
| JULIUS COLLECTION     | 5  |
| CAESAR COLLECTION     | 6  |
| DUNE COLLECTION       | 7  |
| COLOSSUS COLLECTION   | 8  |
| CALIFORNIA COLLECTION | 9  |
| PLAZA COLLECTION      | 10 |
| RITZ COLLECTION       | 11 |
| GLASS                 | 12 |
| IMPULSE+              | 13 |
| GILDA                 | 14 |
| CONCEPT               | 15 |

## **HALL FIXTURES**

|                               |    |
|-------------------------------|----|
| HALL STATIONS                 | 16 |
| HALL LANTERNS                 | 17 |
| DESTINATION LANTERNS & KIOSKS | 18 |

## **DIGITAL TECHNOLOGY**

|   |    |
|---|----|
| DESTINATION DISPATCH                        | 19 |
| MOSAIC - POSITION INDICATORS                | 20 |
| ALTUS - LARGE FORMAT POSITION INDICATOR     | 21 |
| TOUCH-TO-GO - TOUCHSCREENS                  | 22 |
| MosaicONE - MANAGEMENT SOFTWARE             | 24 |
| MosaicONE - DIGITAL SIGNAGE                 | 26 |
| MosaicONE - VIDEO & MESSAGING SYSTEM        | 27 |
| MosaicONE - LOCAL COMMUNICATION PANEL       | 28 |
| MosaicONE - AUTO ALERT & CLOUD VIDEO BACKUP | 29 |
| CONCIERGE - TWO WAY VIDEO COMMUNICATION     | 30 |
| GERM-FREE SOLUTIONS                         | 32 |

## **PUSHBUTTONS**

|             |    |
|-------------|----|
| PUSHBUTTONS | 34 |
|-------------|----|

# CAR OPERATING PANELS

## SAVOY COLLECTION

The Savoy Collection is an economical fixture solution encompassing the BL & BD pushbutton line.

With the Savoy Collection you can combine push button and Braille options to achieve the desired effect.



### OPTIONS

Illumination



Red



Green



Blue



White

Tactile



Cast square brushed on black

Upgrade



Any pushbutton style

Plate Finish



Stainless Steel



SS#4 COP shown with 4.3" Giotto TFT PI, BL Blank pushbutton, Cast square surface mount tactile, 2010 fire service upgrade provision and surface mounted switches.

# JULIUS COLLECTION

The Julius Collection offers a low-profile pushbutton and tactile / braille combination that is both attractive and cost-effective.

The lack of any hard edges combined with our positive stop pushbutton, makes the Julius Collection one of the most vandal-resistant products on the market.

Through a combination of different material finishes, pushbutton styles and LED illumination, the list of possibilities with the Julius is virtually endless.



## OPTIONS

Illumination



Red



Green



Blue



White

Tactile



Julius brushed on black with mirror surround

Upgrade



Any vandal round style pushbutton including BS Classic, Moon, California or BP Classic

Plate Finish



Available in #4, #8 Stainless Steel, #4, #8 Bronze and Oil Rubbed



SS#4 COP shown with 7" Giotto PI, BS classic pushbutton, Julius surface mount tactile and surround, 2010 code with a service cabinet.

# CAR OPERATING PANELS





## CAESAR COLLECTION


The Caesar Collection is the first of its kind in the elevator market, with illuminated tactile it will set your facility apart from all others in design and functionality.

Conceived as a solution to improve the floor button visibility (car operating panel) in poor ambient lighting conditions, the ADA compliant tactile character is illuminated 24/7.



### OPTIONS

|              |   |  |
|--------------|---|--|
| Illumination |  | Red    Green    Blue    White  |
| Tactile      |  | Stainless Steel, PVD Bronze with blue, white or no illumination. Black with white illumination |
| Upgrade      |  | Any vandal round style pushbutton including BS Classic, Moon, California or BP Classic         |
| Plate Finish |  | Stainless Steel  |



SS#4 COP shown with 10" Matisse TFT PI with custom graphics, BS Moon pushbutton, Caesar white illuminated tactile, 2010 code with service cabinet.

# I DUNE COLLECTION

The Dune Collection is the offshoot of the Caesar Collection using a square vandal resistant pushbutton as opposed to round. The other identifying feature is the actual pushbutton face has a convex shape which gives it a very contemporary look and feel.

The Dune Collection makes for an ultra-attractive modern solution that will differentiate your facility from any other.



## OPTIONS

Illumination



Red



Green



Blue



White

Tactile



Stainless Steel, PVD Bronze with blue, white or no illumination. Black with white illumination

Upgrade



N/A

Plate Finish



Stainless Steel



SS#4 COP shown with 4.3 Giotto TFT PI with custom graphics, Dune pushbutton, non-illuminated tactile, 2010 code with service cabinet. Additional Features: Mirror and Stainless Inlay Work.

# CAR OPERATING PANELS

## COLOSSUS COLLECTION

The ultra-large pushbuttons from the Colossus Collection serve a unique application. The large surface area (or pressel) on the push button is easy to see and activate, which makes it very appealing to those individuals with impaired vision, tremors or like disabilities.

Typically the Colossus Collection is tailor-suited to public facilities, including but not limited to, airports, hospitals, and sporting venues.



### OPTIONS

Illumination



Red



Blue

Tactile



Slimline, Cast Square brushed on black

Upgrade

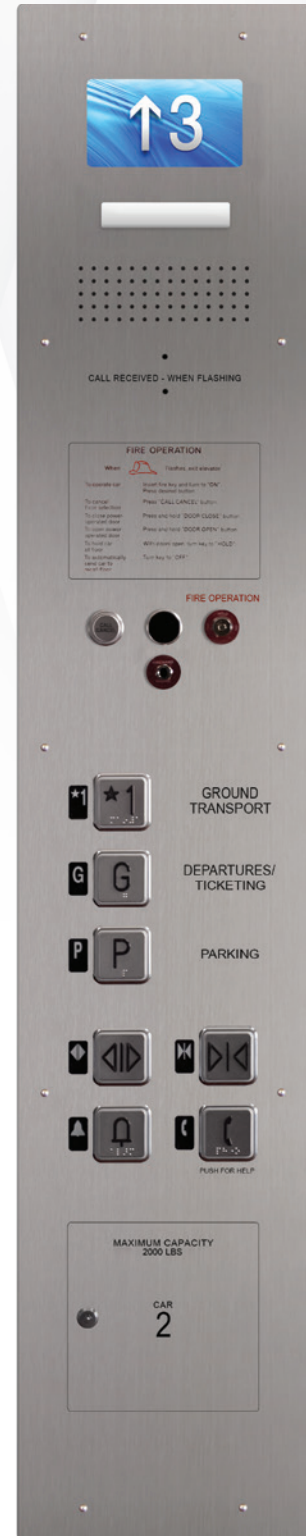


Not available

Plate Finish



Available in #4, #8 Stainless Steel



SS#4 COP shown with 7" Giotto TFT PI, Colossus pushbutton, slimline tactile, 2010 code with service cabinet.



# CALIFORNIA COLLECTION

Our fully code compliant California Collection features the Atoll button.

Like an Atoll, a ring-shaped coral reef that encircles a lagoon completely, the button is comprised of a stainless steel ring surrounding a plastic fully-illuminated bezel.

The California Panel has evolved as a trendy design sought out by architects and designers across the continent, not only to comply with code, but also to improve the aesthetic in the cab.



## OPTIONS

Illumination



White

Tactile



Flush Mounted Fishtail, white on black

Upgrade




Atoll

Plate Finish



Available in #4, #8 Stainless Steel  
#4, #8 Bronze and Oil Rubbed



SS#4 COP shown with 10" Matisse TFT PI with custom graphics, Atoll pushbutton, California Julius flush tactile, 2010 code with service cabinet.

# CAR OPERATING PANELS

## PLAZA COLLECTION

The Plaza Collection offers an elegant solution for facilities (hotels, condos, class A commercial) where a high number of floor call buttons are required in a relatively compact space.

While the Plaza Collection was conceived as a resolution to a unique issue (maintain ADA heights with high floors buildings) the aesthetic has caught on and is used in standard applications as well.

This design has proven very popular in the greater New York market.



### OPTIONS

Illumination



Red



Green



Blue



White

Tactile



Slimline brushed on black

Upgrade



Any vandal round style pushbutton including BS Classic, Moon, California or BP Classic

Plate Finish



Available in #4, #8 Stainless Steel, #4, #8 Bronze and Oil Rubbed




Oil Rubbed finish COP shown with 7" Giotto TFT PI, BP Classic pushbutton, Plaza Slimline flush mount tactile, Attendant Service, 2000 code with service cabinet. Additional Features: Flush Cam Lock and Card Reader Lens.

# RITZ COLLECTION

The Ritz Collection offers a nostalgic look to the elevator interior. By using an adjacent "pin-mount" tactile/Braille, the net effect is one of sheer elegance.

The appeal is largely accomplished via the overall look of the operating panel and the attention to detail that is inherent in its design. As each tactile character and each Braille pin is set individually in the car station, it has a craftsmanship quality that cannot be duplicated by other methods.



## OPTIONS

Illumination



Red



Green



Blue



White

Tactile



Pin Braille-mount mirror, brushed or hand painted silver, black or gold

Upgrade




Any vandal round style pushbutton including BS Classic, Moon, California or BP Classic

Plate Finish



Available in #4, #8 Stainless Steel, #4, #8 Bronze and Oil Rubbed




Bronze #4 COP with 7" Matisse TFT PI with custom graphics, BS Moon pushbutton, Ritz pin mount tactile, 2010 service code with service cabinet.

# CAR OPERATING PANELS

## GLASS

Contemporary glass fixtures are becoming a popular alternative to traditional Stainless Steel car panels. Finally builders, architects and interior designers can bring the building's design not only into the elevator interior, but into the fixtures as well.

Our new prestigious Glass fixture line ties the modern and innovative concepts together. Its sleek look and functionality will be a great accent for your newly refreshed elevator interior.



### OPTIONS

Illumination



Red



Green



Blue



White

Tactile



Stainless steel with white, no illumination or cast brushed on black

Upgrade



Standard or California Dune pushbutton

Plate Finish



Available in any color or desired print in background



Custom back-painted code compliant glass, with 10" Matisse TFT PI with custom graphics, Dune pushbutton and surround, 2010 code with service cabinet

# CAR OPERATING PANELS (RETROFIT KIT)

## IMPULSE+

The Impulse retrofit kit is designed for the Dover Impulse elevator fixture.

A direct retrofit replacement means no dimensions or measurements to worry about, no cutting or complex installation methods.

The end result is a quick installation that minimizes your elevators down time, while upgrading your fixture to a more reliable vandal proof design.

The Impulse+ Retrofit offers a turn key solution while improving the elevator's reliability.

### OPTIONS

Buttons/Tactile All buttons/Braille tactiles available

Plate Finish All materials and finishes available



SS#4 COP shown with 7" Giotto TFT PI, BS Classic pushbutton, Julius surface mount tactile and surround, 2000 code with surface mount service key switches.

# CAR OPERATING PANELS (MODERNIZATION KIT)

## **GILDA**

The Gilda Surface Mount Panel is a bold initiative and revolutionary concept that allows building owners to upgrade their elevator fixtures faster while minimizing down time.

The 15/16" deep car station can be manufactured at varying widths and lengths to accommodate whatever site conditions might exist.

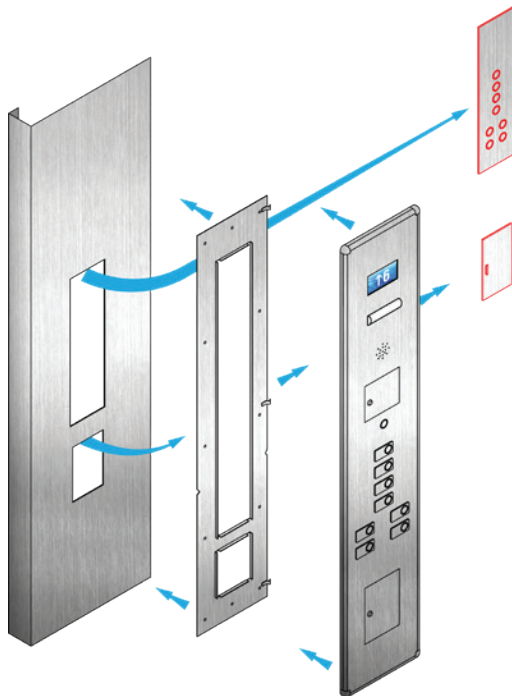
The most salient feature of the Gilda is that there is no need to enlarge the car station opening in order to accommodate the new unit.

In a climate of escalating labor costs and shorter lead times, the Gilda Surface Mount Panel offers a real world solution.

### **OPTIONS**

Buttons/Tactile All buttons/Braille tactiles available

Plate Finish All materials and finishes available




SS#4 COP with 7" Matisse TFT PI, BS Classic pushbutton, Julius surface mount tactile and surround, 2010 code with service cabinet. Additional features: flush mount parking levels color plates.

# CAR OPERATING PANELS (CONCEPTUAL DESIGN)





## CONCEPT

If you can envision it,  
we can build it.

Our team of engineers and designers are always looking for a new challenge. Making a custom design and materializing the idea is what defines who we are.



**OPTIONS**

|              |   |          |
|--------------|---|----------|
| Illumination |  | Anything |
| Tactile      |  | Anything |
| Upgrade      |  | Anything |
| Plate Finish |  | Anything |



Agglomerated Marble COP shown with 19" custom panoramic TFT PI, Julius surface mount tactile and surround, 2000 code.

# HALL FIXTURES

## HALL STATIONS

Our Hall Station collection is crafted with a quality that cannot be replicated. With numerous options we can match the look and feel of the building design and guarantee quality and compliance with the elevator and building code.





By offering a fully customizable experience we can provide different types of material such as stainless steel, bronze and glass with different mounting options.

Don't limit yourself, design the fixture your building deserves.



Flush Mount Terminal

### OPTIONS

|              |   |   |
|--------------|---|---|
| Illumination |  | Red    Green    Blue    White   |
| Buttons      |  | Available with MAD pushbuttons  |
| Fixture Type |  | Gilda Classic, Corner and Curve Surface Mounts, Flush, Concealed or G2 Surface Mount. |
| Plate Finish |  | Available in #4, #8 Stainless Steel, #4, #8 Bronze, or Oil Rubbed.                    |




Terminal G2 Surface Mount Hall Station with Tri-Flame etching, fire service and pushbutton.



# HALL LANTERNS

Like our Hall Stations, we offer a fully customizable experience with our Hall Lanterns. We can provide different types of material such as stainless steel, bronze and glass along with various types of mounting options.



Left: Vandal Resistant Arrow, Right: Round Lens

## OPTIONS

Illumination



Red



Green



Blue



White

Arrow Type



SA-130, ADA, Round, Vandal Resistant Arrows, or Vision Series (Acrylic or Glass). Digital TFT position indicators can also be included

Fixture Type




Gilda Classic, Corner and Curve Surface Mounts, Flush, or Concealed Mounting, or G2 Surface Mount.

Plate Finish



Available in #4, #8 Stainless Steel, #4, #8 Bronze or Oil Rubbed.



Left: Flush mount hall lantern with ADA Mini Arrows. Right: Vision series hall lantern

The Machined Silk Cast Acrylic of the Vision Series Lanterns is an elegant solution for the modern day lobby. The glass aesthetic enhances the architectural finishes for the lobby and hall, while the bright LED illumination is easy to see in all ambient light conditions.

Custom lanterns available.



G2 Surface Mount hall lantern with ADA Arrows and Raffaello Position Indicator

# HALL FIXTURES


## DESTINATION LANTERNS

MAD offers a variety of Destination Lanterns to meet your project requirements. Choose between our Value Series, Standard series or Concept (custom) design. From a plate design to illuminated flag, we can match the design of your building. Puck replacement and Ray Blade lanterns also available.



| OPTIONS          |   |
|------------------|---|
| Illumination<br> | Red      Green      Blue      White   |
| Fixture Type<br> | Surface Mount, Flush Mount, Flag, Puck, Ray Blade                                 |
| Plate Finish<br> | Available in #4, #8 Stainless Steel, #4, #8 Bronze, Brushed Black, Acrylic, Glass |
| Letter Type<br>  | Standard or Custom Font in Acrylic or Glass                                       |

## DESTINATION KIOSKS



### FLUSH MOUNT SOLUTION

The Destination Dispatch Kiosks provide a touchscreen solution with an enhanced user interface for your elevator passengers. Bring a versatile high-end look to your building and provide your passengers with a fixture that not only gets the job done but feels good when using it. This leading technology is non-proprietary, so it's seamlessly integrated into your building.

### SURFACE MOUNT SOLUTION

# DESTINATION DISPATCH

## DOOR-IN-DOOR SOLUTION



The Door-in-Door solution allows a single set of push buttons to be used for both fire and regular service. The inner door acts as the service cabinet providing access to both the button and service key-switches, while the outer door provides additional access to the fire service controls.

## TOUCHSCREEN DESTINATION SOLUTION



Upgrade the Destination Dispatch COP with a Touch-To-Go touchscreen. While in DD mode, the TTG screen can act as a next-destination indicator, a digital signage board, or used for 2-way video communication. In independent or fire service mode, the graphics will automatically change, allowing the passenger to select destination floors and eliminating need for 'hidden' mechanical pushbuttons.



# POSITION INDICATORS



## MOSAIC

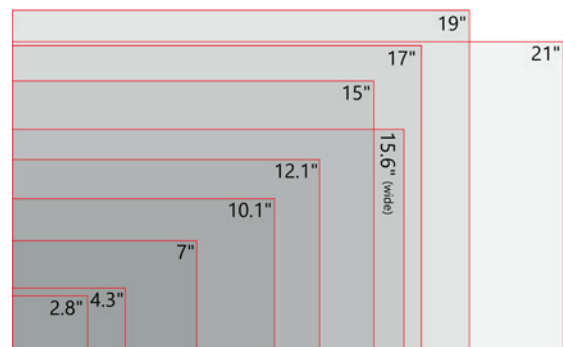
**Redefine your elevator with a modern Position Indicator.**

**Matisse:** The premium option available in the TFT designer's series. Featuring a fully networkable unit with widgets, news, two-way video capabilities and live video streaming. All screens are designed on the cloud (networked). It is available in 7" up to 21".

**Giotto:** The mid-range of the new TFT designer series with its multicolor graphic Position Indicator. Available in 4.3" & 7".

**Raffaello:** The micro version of the three balances both cost and functionality. Perfect for integrating Position Indicators in your hall fixtures design or lobby panels. Available in 2.8".

- ✓ High resolution & fully customizable graphics
- ✓ Integrated voice annunciator
- ✓ Two-Way video capable (Matisse)
- ✓ Programmable audio and video messages
- ✓ Self administration with easy-to-use Mosaic software



Available screen sizes listed above

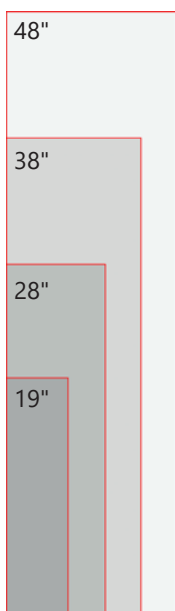
# LARGE FORMAT POSITION INDICATOR

## ALTUS

Combining the Mosaic Position Indicators, Matisse Digital Signage, and per floor messaging of Touch-To-Go, the Altus is large enough to take advantage of all the functionality in one. Available in 19", 28", 38" and 48". Can be positioned landscape or portrait.



- ✓ Remote admin and updatability
- ✓ Fully customizable
- ✓ Time, weather, social media, news (RSS feeds), videos, photos, and HTML content
- ✓ 'This Floor' and 'Next Stop' interactive messages
- ✓ Live video input & two way video capable
- ✓ Digital signage



Custom sizes available.

Standard sizes listed above.



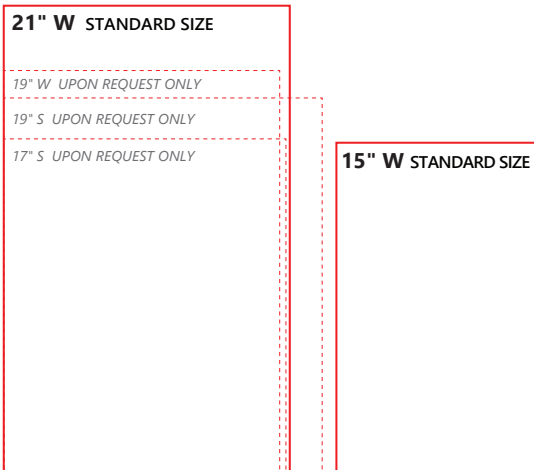
SS#4 COP shown with 48" Altus PI, Dune pushbutton and Surround with Cast Tactile

# TOUCHSCREEN COP SOLUTION

## TOUCH-TO-GO

Using vibrant, easy-to-read, color touchscreens linked to a custom control system, our elevator touchscreen systems create a distinctive experience that will have a high impact on the passenger and enhance the usability of the elevator.

- ✓ Interface with any elevator controller
- ✓ Remote admin and updatability
- ✓ 21" HD or 15" HD LED display with a viewing angle of 178 degrees
- ✓ Security system integration
- ✓ Vandal-resistant & code compliant
- ✓ Operated with finger-touch or with a gloved/covered hand
- ✓ Images, video, live video, live news ticker, weather and 2-way video capable
- ✓ Easy-to-clean surface with any glass approved solution



SS#4 COP shown with 10" Matisse PI, BS classic push button, Caesar surface mount non-illuminated tactile, ADA compliant key pad, 21" Touch To Go Touch Screen, 2010 service code with service cabinet.

**Upgrade your traditional pushbuttons.** Add a fully-interactive, customizable feature to your premium cab interior. Our unrivaled touchscreen allows for changes to graphics on an as-needed basis. User-defined areas available to update at any time via MosaicONE cloud-based management software.

## RESIDENTIAL & HOTEL

Brand your elevator and keep your residents and guests informed with message boards, which can be scheduled to automatically update. Change the displays for special occasions such as holidays or events.

Architectural renderings can be incorporated into the graphics to identify destination floors when selected.

Highlight building amenities and commonly used services such as pool, spa, or restaurants. Instructions can also be added to the screen (ex. scan access card).

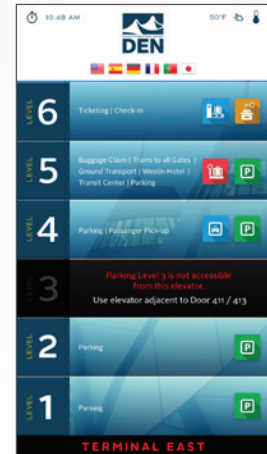


## HOSPITAL & AIRPORT

The smooth glass surface is easy-to-clean with any glass-approved solution. When Special Service is activated (such as Code Blue), graphics automatically change to a simplified layout, including instructions for passengers.

Colorful, high-contrast graphics and large touch areas make the screen easy-to-read and use in a for a variety of passengers, including in multi-lingual facilities. The wayfinding feature incorporates interactive maps of the facility for easy orientation.

Calls can be made by finger-touch or with a gloved/covered hand.



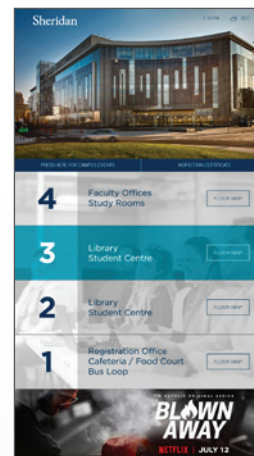
## UNIVERSITY & COMMERCIAL

Keep students up-to-date on Sports functions with live Twitter and news feeds.

Interactive informational pop-ups can offer more details to items of interest, such as upcoming campus events.

Providing tenant names and descriptions assures visitors that they are headed to the correct floor, while also promoting the corporate identity of each tenant and of the building.

Commercial jobs can include universities, malls, office buildings, stadiums, libraries, museums, and more.



For more info, visit [madelevator.com](http://madelevator.com)

# MosaicONE PLATFORM

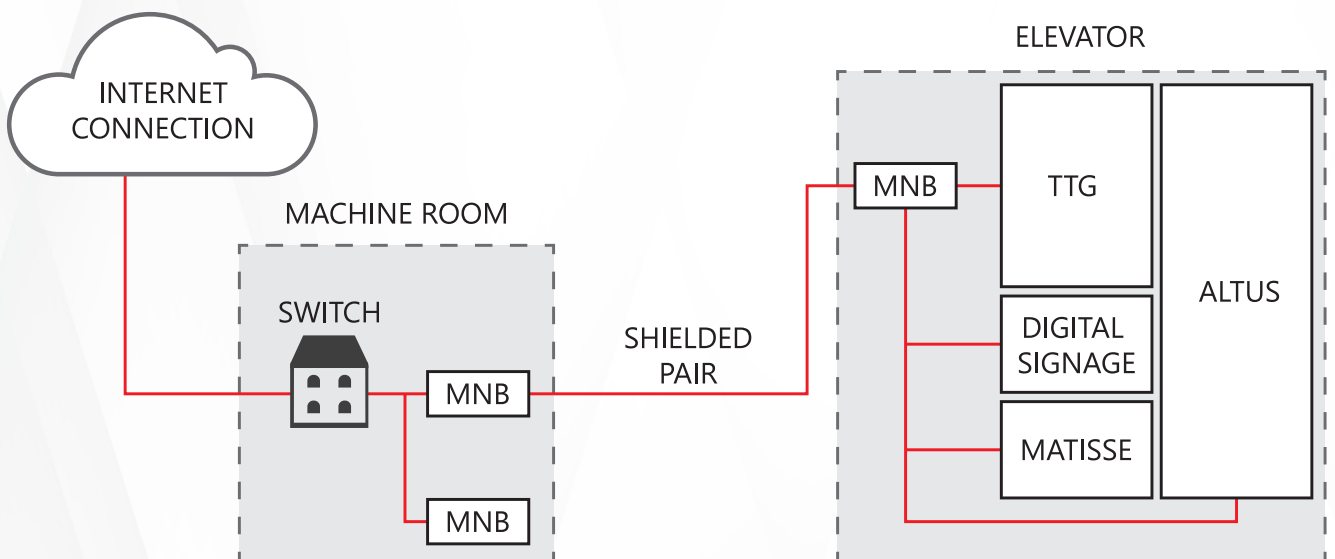
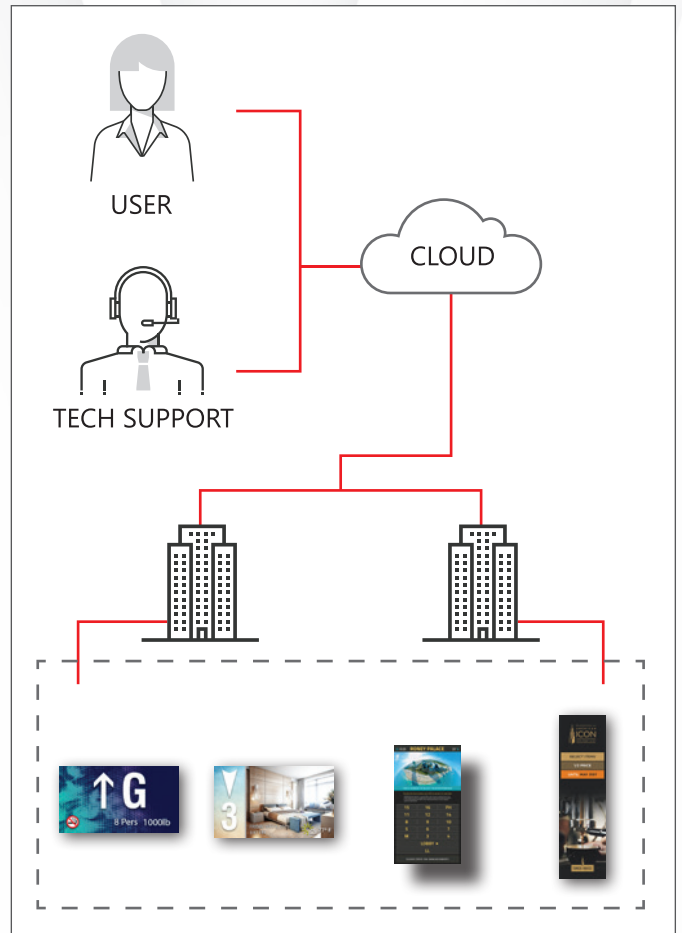
## MANAGEMENT SOFTWARE

One software to manage all devices.

The MosaicONE Platform is a cloud-native software that allows a user from any location with an Internet connection to update and manage any of the networked devices from MAD.

The theme designer allows you to create or edit the displays whenever and wherever you want! You can do it all yourself, or delegate responsibility to other users.

- ✓ News, Stocks & RSS feeds
- ✓ Time & Weather
- ✓ Pictures & Video
- ✓ HTML Content
- ✓ Position Indicator
- ✓ Per Floor Messaging
- ✓ Fully Customizable



MNB = MAD Network Box



## WHAT CAN YOU EXPECT?

Manage all your devices from one browser login. With just a few clicks, schedule important notices days, weeks or months in advance for display at the assigned time on the appropriate day.

The easy-to-use platform enables you to create powerful digital signage using any type of content. Design, preview and publish your content from anywhere at any time. Notices can include events, directories, images, news feeds, weather, video, and more!

## SIMPLE AND CONVENIENT USER INTERFACE

The screenshot displays a digital signage management interface. At the top, a red box labeled "Content Widgets" highlights the main content area. On the left, a "Content Area Menu" lists options like "Position Indicator", "News", "current weather", "forecast", "time", "Date", "image gallery", "company logo", and "Background". Below it, a "Content Editing Menu" shows a "mosaicone-screen-layout.jpg" thumbnail. On the right, an "Area Properties Menu" includes settings for "Name", "Left", "Top", "Width", "Height", "Fill Colour", "Border Colour", "Border Thickness", "Opacity", "Transition", and "Only MAD users can edit". Below that, a "Content Properties Menu" includes "Size", "Horizontal alignment", "Vertical alignment", and "Rotation". The main content area is divided into several widgets: a "PI Logo" (a large blue '2'), an "Image Gallery News Reel" (a roller coaster at "Adventures Park"), a "Date Time Weather Forecast Current Weather" widget (showing "Jul 9, 2019", "3:47 PM", and a 5-day forecast), and a "Current Weather" widget (showing "26°").

- ✓ Matisse
- ✓ Altus
- ✓ Touch To Go



# MosaicONE PLATFORM

## DIGITAL SIGNAGE

The Matisse digital signage brings the elevator notice board into the 21st century. Using customized top-of-the-line LCD screens and software suites, the Matisse digital signage can suit virtually any foreseeable need.

Software: All Matisse come with MosaicONE software to create powerful digital signage for any content at anytime.

MAD offers a variety of design services for those who don't have an in-house graphic design team or admin support available. Together we will create a passenger experience you can be proud of.

For more information or to inquire about pricing and options, please reach out to [designservices@madelevator.com](mailto:designservices@madelevator.com).



- ✓ Time & Weather
- ✓ News & RSS feeds
- ✓ Pictures & Videos
- ✓ Text (ex. notice boards)
- ✓ Scheduling
- ✓ HTML content
- ✓ Fully Customizable

Flush Mount available in: 10", 12.1", 15", 17", 19", & 21".  
Can be positioned landscape or portrait.

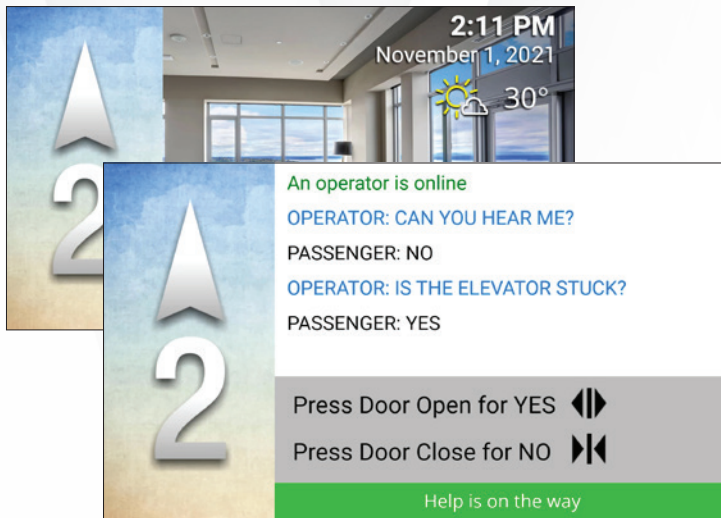
Surface Mount available in: 15"



SS#4 COP shown with a 10" Matisse digital signage screen, 4.3" Giotto TFT PI, BS classic pushbutton, Julius surface mount tactile and surround, 2010 code with a service cabinet.

# VIDEO & MESSAGING SYSTEM

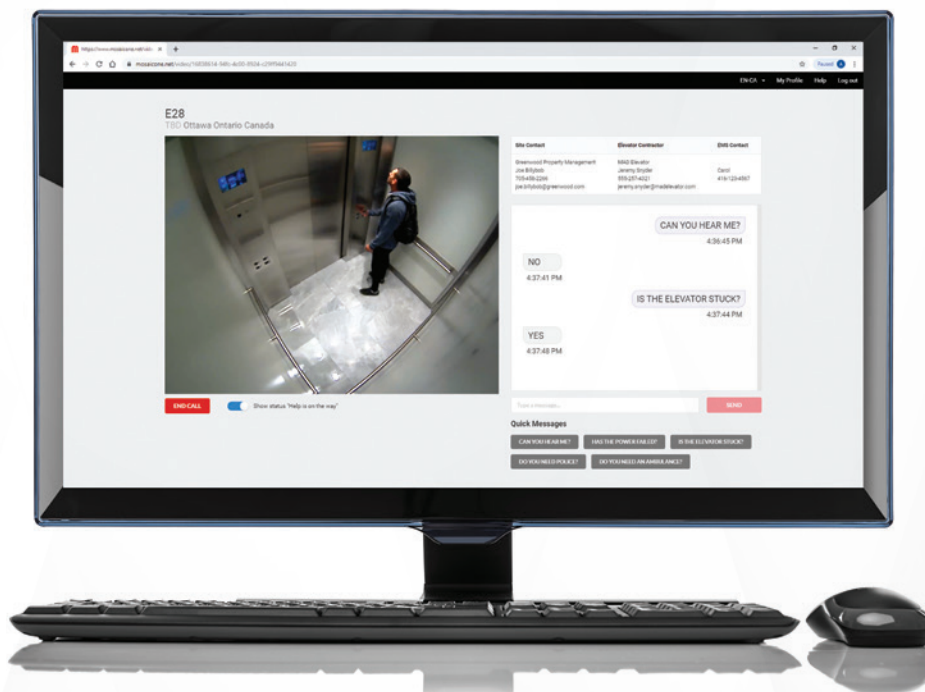
MosaicONE Video & Messaging System by MAD Elevator is a Cloud-Native, End-to-End Encrypted, Non-Proprietary solution built to meet the new A17.1/B44 2019 and IBC 2018 communication requirements. When the phone button is pressed, answer and view an HD video feed with 2-way text messaging from anywhere with an Internet connection. Everything happens instantly. Install it by hooking up power and ethernet. That's it! Monitor each component, LAN, WAN, Video, Display and Battery backup, and get system notifications in real-time.



- ✓ Non-proprietary: Can be used with any monitoring center and any phone system.
- ✓ Closed Firewall and Encrypted Communications.
- ✓ System includes battery backup to ensure 4 hours of functionality in the event of a power failure.
- ✓ Plug and Play installation: ready to use after connecting to power and network.
- ✓ System access from local FCC panel and remote Monitoring Centers.
- ✓ Full system trouble monitoring and notification.
- ✓ Accessed locally by building or from any web browser with an Internet connection.
- ✓ MosaicONE Digital Signage included.

Messages are posted in real-time on the lobby panel and elevator position indicator screen via MosaicONE Cloud. The operator has the ability to write a custom message, or select from pre-written messages. Passengers can message "Yes" or "No" responses back to operator via the Door Open & Close pushbuttons. Live encrypted video of elevator interior is available to the remote monitoring station, on-site personnel and fire control panel.

MosaicONE VMS comes as a complete system including camera, in-car screen, networking equipment, and battery backup. For more info, visit [madelevator.com/VMS](http://madelevator.com/VMS).



Audited by  
Cyber Security  
Experts



SSL  
Labs

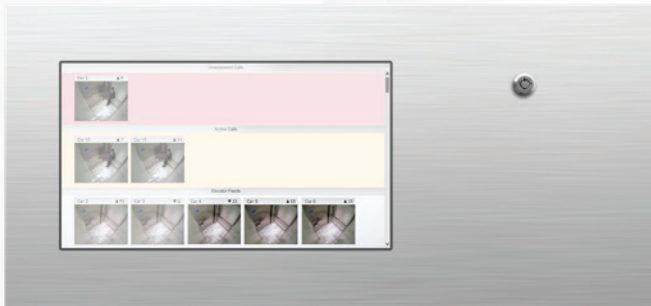


Security  
Scorecard

# MosaicONE PLATFORM

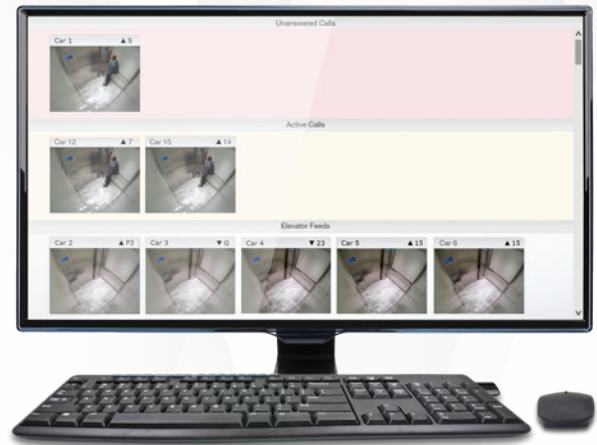
## LOCAL COMMUNICATION PANEL

Give your personnel the ability to monitor elevator communications for all elevators in your building to determine the extent of an emergency. Available in 2 configurations: Lobby panel fixture with a 15" touchscreen, or a standard computer for your monitoring office. Either will enable you flexibility in your on-site monitoring configuration.



### 15" TOUCHSCREEN LOCAL ACCESS PANEL

15" touchscreen for security desk or mechanical room. On/Off key switch for authorized personnel use only. Works with a gloved hand for firefighter use.



### 24" COMPUTER LOCAL ACCESS PANEL

24" Computer monitor option for security room monitoring a large amount of elevators. Includes needed hardware for internet back to elevators and a 4 hour battery backup.

- ✓ All elevators connected to one local panel/computer.
- ✓ Connects to elevators via Local Area Network, so internet is not required to run.
- ✓ Add second monitoring location by using MosaicONE cloud interface to make and receive calls.
- ✓ Installed beside your existing answering point for elevator phone calls.
- ✓ Local panel has priority - Can take over existing cloud - elevator calls.
- ✓ All events, text communications, and video frames backed up in MosaicONE cloud via internet connection.
- ✓ Lobby Panel version mounted portrait or landscape.
- ✓ Connects to power via 120VAC hardwired or wall plug

## I AUTO-ALERT



With MosaicONE Auto-Alert, building owners and elevator contractors will receive an email notifying them of any network, hardware, or communications events that may occur in a building they manage or service. Auto-Alert notifies users in the event of network/hardware issues or even if someone vandalizes a camera in a particular elevator. And if an elevator's phone is used, building managers are aware before being notified by monitoring personnel; saving time and site visits.

## I CLOUD VIDEO BACKUP

The MosaicONE Cloud Video Backup lets users access recordings from previous weeks without installing traditional fully wired security system hardware or software. Either as a standalone MosaicONE feature or through the VMS infrastructure, users can simply download the footage from the cloud on-demand.

- ✓ Safely and privately store video footage from inside your cab
- ✓ Avoid the limitations of physical storage
- ✓ Cloud-based storage enables instant retrieval of footage from any device
- ✓ Spot acts of vandalism and identify those responsible
- ✓ Secure encryption network prevents data breach or loss



# TWO-WAY VIDEO COMMUNICATION

## TWO-WAY VIDEO COMMUNICATION

Our two-way video system allows the passenger to communicate with the Concierge/Security staff in the event of an emergency.

The elevator is equipped with a high resolution pin-hole camera. The Concierge/Security desk will have a panel where they can activate the camera and two-way video communication.

Integrable with the Matisse TFT display or Touch-To-Go touchscreen system.

- ✓ Fully customizable
- ✓ Live video
- ✓ High Definition
- ✓ Finger touch capability
- ✓ Integrable with the TFT Matisse display and Touch-To-Go touchscreen
- ✓ Highly recommended for buildings with hearing impaired passengers

## CONCIERGE SERVICE

*Advanced attendant service functionality. Offered as an additional feature.*


Concierge Service gives remote elevator control to the Concierge/Security desk. After the visitor is authorized, the Concierge/Security can dispatch the elevator to the desired floor.



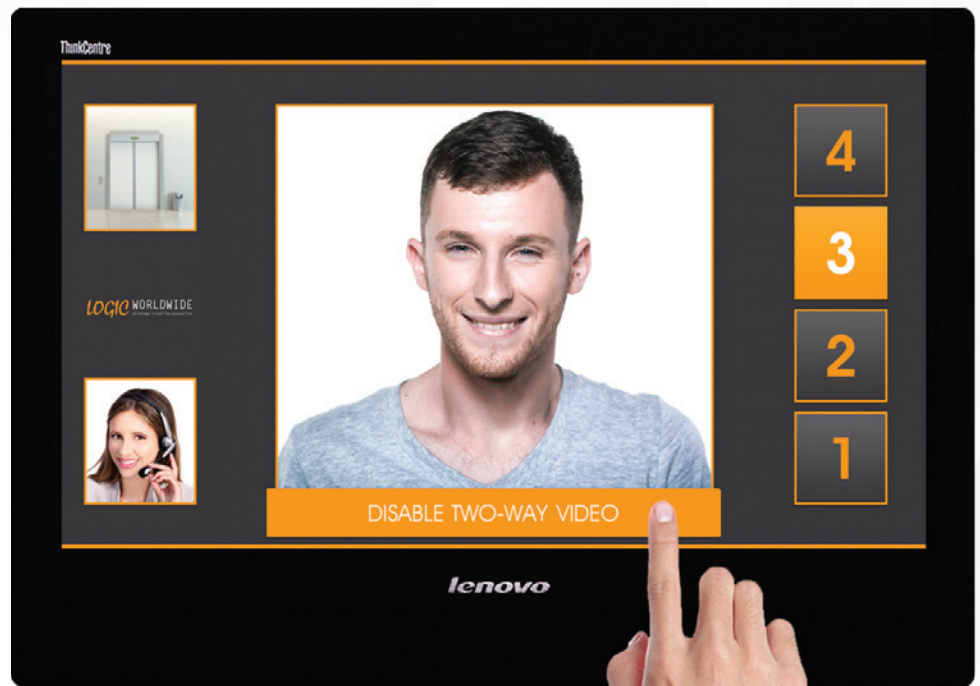
SS#4 COP shown with 10" Matisse PI, BS classic pushbutton, Caesar surface mount non-illuminated tactile, ADA compliant key pad, 21" Touch To Go Touch Screen, 2010 service code with service cabinet.



The Concierge/Security can monitor inside of elevators via live video feeds and dispatch an elevator to the desired floor with advanced attendant service (*additional feature*)




After an emergency call is activated from within the elevator, the live video feed from that elevator automatically enlarges, allowing Concierge/Security to quickly see what is happening in the elevator.



When Concierge/Security activates the two-way video, live video of the Security/Concierge is streamed into the elevator and displayed on either the Touch-To-Go touchscreen or Matisse TFT display.

# GERM-FREE SOLUTIONS

## PHANTOM - TOUCHLESS SENSOR



The PHANTOM Touchless Sensor allows almost any elevator pushbutton to become touchless. Monitoring the area 0.5" above the pushbuttons, PHANTOM detects finger like objects and activates the button, while rejecting other objects reducing false activations.

To use, the passenger simply brings their finger in proximity of the button to activate the call. Manual button functions remain to meet all code requirements.

- ✓ Touch-free – reduce risk of germ transfer
- ✓ 11.5"H x 10.5W" touch area
- ✓ Works with most elevator pushbuttons
- ✓ Easy Installation



## TOE-TO-GO

The Toe-To-Go (T2G) foot-activated elevator call button allows activation of hall & car station buttons by shoe, reducing the risk of transferring germs by creating a hands-free experience.

- ✓ Hands-Free Activation
- ✓ Robust Durable Design
- ✓ Stainless Steel or PVD Brass finish
- ✓ Easy Retrofit for Existing Installation
- ✓ Wire in Parallel to Existing Buttons
- ✓ Surface-Mount Option for Hall Station
- ✓ Keypad Option for COP





# SHERMAN TOUCHLESS



The Sherman Touchless pushbutton is the perfect touch-free solution to the commonly touched elevator surface. Simply hold finger over button for sensor activation. Manual button function remains to meet code requirements.


- ✓ Dual Technology: Electromechanical contact (activated by push) and proximity sensor
- ✓ Eliminates transferring germs through touched surfaces
- ✓ Perfect retrofit product for DMG/MAD buttons
- ✓ LED illumination available in white



# BS COPPER

The BS Copper pushbutton, fitted with an untreated copper face, is a self-cleaning solution to the commonly touched elevator surface. Buttons can be paired with a large selection of braille tags to combine aesthetics and functionality.

- ✓ Naturally Self-Cleaning Button
- ✓ Vandal-proof
- ✓ Perfect retrofit product: Replace on the Pressel only, contact & wiring unchanged.
- ✓ LED Illumination available in Red, Green, Blue & White



# PUSH BUTTONS

|  | BS CLASSIC  | BS MOON   | BS CALIFORNIA  | TOUCHLESS   | BP CLASSIC  |
|--|---|---|--|---|---|
| <b>SAVOY</b><br>SURFACE MOUNT<br>SQUARE TACTILE        |    |    |    |    |    |
| <b>JULIUS</b><br>TACTILE AND<br>SURROUND               |    |    |    |    |    |
| <b>CAESAR/DUNE</b><br>RETRO<br>ILLUMINATION<br>TACTILE |    |    |    |    |    |
| <b>RITZ</b><br>PIN MOUNT<br>TACTILE                    |   |   |   |   |   |
| <b>ROUND</b><br>FLUSH                                  |  |  |  |  |  |
| <b>PLAZA</b><br>SLIMLINE TACTILE                       |  |  |  |  |  |
| <b>JULIUS</b><br>FLUSH                                 |  |  |  |  |  |
| <b>SQUARE</b><br>FLUSH                                 |  |  |  |  |  |
| <b>BAR BUTTON</b><br>TACTILE AND<br>SURROUND           |  |   |  |   |   |

DUNE

ATOLL

BL BLANK

BL/BD SYMBOL

COLOSSUS

|               |  |                 |                 |                 |
|---------------|--|-----------------|-----------------|-----------------|
|               |  |                 |                 |                 |
|               |  | NOT RECOMMENDED | NOT RECOMMENDED | NOT AVAILABLE   |
|               |  | NOT RECOMMENDED | NOT RECOMMENDED | NOT AVAILABLE   |
|               |  | NOT RECOMMENDED | NOT RECOMMENDED | NOT RECOMMENDED |
|               |  |                 |                 | NOT RECOMMENDED |
|               |  |                 |                 |                 |
| NOT AVAILABLE |  |                 |                 | NOT AVAILABLE   |
|               |  |                 |                 |                 |



Etched Bar Button with custom font

Blank Bar Button

6635 Ordan Dr,  
Mississauga, ON  
L5T 1K6  
Canada

1 (866) 967-8500  
madelevator.com  
customerservice@madelevator.com

This publication is for general informational purposes only. Product design is subject to change without notice. Actual product colors, finishes and specifications may vary from graphical representations.

Copyright © 2022 MAD Elevator Inc.

*Part of DMG Group of Companies*

Ver 5.3