















17	P
15  Grant Thornton   Licensed Insolvency Trustees	16  Grant Thornton
12    	14 RAYMOND JAMES 
10	11 
8 	9
6	7 
4	5
3  Government of Canada  Gouvernement du Canada	Canadian Grain Commission
2	2R REAR DOOR
MZ	
★ LOBBY	LOBBY REAR DOOR

## Elevator Touchscreen Solution

The Touch-To-Go elevator touchscreen system is a digital solution that seamlessly replaces traditional pushbuttons, elevating not only the user experience but also the elevator's professional ambiance. Elevator wait times are transformed into a dynamic, visually engaging experience through this innovative interface.


Maintaining its pristine appearance is effortless, as the touchscreens can be effortlessly cleaned with glassapproved solutions, including 70% alcohol, effectively eradicating germs and viruses.

## Key Features

- Remote admin and updateability
- 15 or 21" HD LED display with a viewing angle of 178°
- Fire emergency, active shooter, destination dispatch, and other special services available
- Fully customizable graphics and themes
- Vandal-resistant, code compliant and easy to clean
- Operated with finger touch or with a gloved hand
- Video, live video, live news ticker, weather & 2-way video capable
- Interface with any elevator controller
- Multiple sizes available



Easy-to-clean surface



Change screen themes for special events & occasions



Give guests discount offers and promotions



Brand your elevator with logos, graphics & videos

# Example Screens

One of the greatest advantages of the system is the ability to brand the interior of your elevator with your own logos, graphics & videos. From hotels to commercial retail spaces - every application has its own opportunities to leverage the visual real estate inside your elevator cab.



# Specifications

21"

15"

21" STANDARD SIZE
15" STANDARD SIZE

Viewable Area	10.6"w x 18.8"h	7.62"w x 13.55"h
Overall Dimensions (with Mounting Bracket)	13"w x 21.05"h x 1.7"d	9.88"w x 15.75"h x 1.7"d
Resolution (px)	1080w x 1920h (Full HD)	1080w x 1920h (Full HD)
Glass Type	Tempered 6mm flush-mount glass	Tempered 6mm flush-mount glass
Viewing Angle	Extra Wide (178°) LED	Extra Wide (178°) LED

This publication is for general informational purposes only. Product design is subject to change without notice. Actual product colors and finishes may vary. Copyright © 2024 MAD Elevator Inc.

